





eshnr

european society of
head and neck radiology

Masterclass in H&N radiology

December 07-09, 2023

Leiden, The Netherlands

www.eshnr.eu |  



**Final
Programme**



Dear colleagues and friends,

After two successful online editions we are happy to announce that this year's Masterclass in Head and Neck Radiology will take place face-to face in Leiden, the Netherlands between December 07-09, 2023.

This exciting course offers short lectures followed by case-based discussion in small-group workshops giving you the opportunity to ask questions and receive feedback from the highly experienced international faculty in an informal and relaxed setting. Bring your own laptop to browse through the entire imaging studies in a pacs-like environment. The programme is focused on the skull base region and neck swelling in adults and children.

Aimed at Radiologists with an interest in or experience of head and neck radiology, this course will help all those who wish to brush-up on their anatomy, learn about latest developments and add value and structure to their imaging reports. Whether you are about to finish your training or have been in practice for years, this programme has something to offer.

Welcome to Leiden!

Berit M. Verbist, Leiden/NL
Masterclass Organiser



Masterclass Faculty

Timothy Beale, London/UK
Kunwar Bhatia, London/UK
Colin Butler, London/UK
Stephen Connor, London/UK
Felice D'Arco, London/UK
Bert De Foer, Antwerp/BE
Heidi Eggesbo, Oslo/NO
Teresa Ferreira, Leiden/NL
Julian Goh, Singapore/SG
Jay Goswamy, Manchester/UK
Darka Hadnadjev Simonji, Novi Sad/RS
Amy Juliano, Boston/US
Ben Kennedy, Queensland/AU
Beatrix Kovacovics, Linköping/NL
Elizabeth Loney, Shipley/UK
Roberto Maroldi, Brescia/IT

Davide Mattavelli, Brescia/IT
Frank Pameijer, Utrecht/NL
Gillian M. Potter, Manchester/UK
Salman Qureshi, Sale/UK
Marco Ravanelli, Brescia/IT
Soraya Robinson, Vienna/AT
Ata Siddiqui, Kings Hill/UK
Edith Vassallo, Imsida/MT
Berit Verbist, Leiden/NL
Andrzej Zarowski, Antwerp/BE





Thursday, December 07 // How to approach lumps and bumps in the neck?

08:00-08:05

Welcome and explanation

B. Verbist, Leiden/NL

08:05-08:40

● Anatomy review: Neck spaces

D. Hadnadjev Simonji, Novi Sad/RS

08:40-09:10

● The clinical challenge: Neck swelling in children

C. Butler, London/UK; F. D'Arco, London/UK;

A. Siddiqui, Kings Hill/UK

09:10-09:30

Congenital lesions

F. D'Arco, London/UK

09:30-10:05

Infection/inflammation and tumoral lesions

A. Siddiqui, Kings Hill/UK

10:05-10:15

Introduction to the Workshops: Explanation case reading and template report & rooms

B. Verbist, Leiden/NL

10:15-10:35 Coffee Break

10:35-12:05

● Workshop 1: Pediatric neck swelling

K. Bhatia, London/UK; F. D'Arco, London/UK; J. Goh, Singapore/SG;

D. Hadnadjev Simonji, Novi Sad/RS; M. Ravanelli, Brescia/IT;

A. Siddiqui, Kings Hill/UK

12:05-12:10 Room Change

12:10-12:40

● Q&A with the experts: Neck swelling in children

C. Butler, London/UK; F. D'Arco, London/UK;

D. Hadnadjev Simonji, Novi Sad/RS; A. Siddiqui, Kings Hill/UK;

B. Verbist, Leiden/NL

12:40-13:30 Lunch Break

13:30-14:00

● The clinical challenge: Neck swelling in adult patients

D. Mattavelli, Brescia/IT; M. Ravanelli, Brescia/IT

14:00-14:30

Neck swelling due to infection

J. Goh, Singapore/SG

14:30-15:00

Neck swelling due to benign or malignant tumors (including lymphadenopathy)

K. Bhatia, London/UK

15:00-15:25 Break

15:25-16:55

● **Workshop 2: Neck swelling in adults**

*K. Bhatia, London/UK; F. D'Arco, London/UK; J. Goh, Singapore/SG;
D. Hadnadjev Simonji, Novi Sad/RS; M. Ravanelli, Brescia/IT;
A. Siddiqui, Kings Hill/UK*

16:55-17:00 Room Change

17:00-17:30

● **Q&A with the experts: Neck swelling in adults**

*K. Bhatia, London/UK; J. Goh, Singapore/SG;
D. Mattavelli, Brescia/IT; M. Ravanelli, Brescia/IT;
B. Verbist, Leiden/NL*

- Anatomy review
- Inviting clinicians
- Workshops
- Q&A





Friday, December 08 // How to deal with hearing loss, dizziness and ringing ear?

08:00-08:05

Welcome

T. Beale, London/UK

08:05-08:35

● **Temporal bone anatomy**

S. Qureshi, Sale/UK

08:35-08:55

● **New imaging developments in otology in the past decade: The otologists view**

B. De Foer, A. Zarowski; Antwerp/BE

08:55-09:15

Imaging in inflammatory disease without and with cholesteatoma: How to do it and pitfalls

E. Loney, Shipley/UK

09:15-09:45

Hydrops imaging: How to do it and pitfalls

B. De Foer, Antwerp/BE

09:45-10:05

Tinnitus: When and how to image

B. Verbist, Leiden/NL

10:05-10:30 Coffee Break

10:30-12:00

● **Workshop 3: Temporal bone: Inflammation, hydrops and tinnitus**

*S. Connor, London/UK; B. De Foer, Antwerp/BE;
A. Juliano, Boston/US; E. Loney, Shipley/UK; S. Qureshi, Sale/UK;
B. Verbist, Leiden/NL*

12:00-12:05 Room Change

12:05-12:35

● **Q&A with the experts: Inflammation, hydrops and tinnitus**

*T. Beale, London/UK; B. De Foer, Antwerp/BE; E. Loney, Shipley/UK;
S. Qureshi, Sale/UK; B. Verbist, Leiden/NL; A. Zarowski, Antwerp/BE*

12:35-13:30 Lunch Break

13:30-14:15

Conductive hearing loss

S. Connor, London/UK

14:15-15:00

Postoperative imaging (after ossicular reconstruction and implants)

A. Juliano, Boston/US

15:00-15:25 Coffee Break

15:25-16:55

● **Workshop 4: Temporal bone: Conductive hearing loss and postop imaging**

*S. Connor, London/UK; B. De Foer, Antwerp/BE;
A. Juliano, Boston/US; E. Loney, Shipley/UK; S. Qureshi, Sale/UK;
B. Verbist, Leiden/NL*

16:55-17:00 Room Change

17:00-17:30

● **Q&A with the experts: Conductive hearing loss and postop imaging**

T. Beale, London/UK; S. Connor, London/UK; A. Juliano, Boston/US

- Anatomy review
- Inviting clinicians
- Workshops
- Q&A





Saturday, December 09 // Let's talk about cranial nerve palsy

08:00-08:05

Welcome

S. Qureshi, Sale/UK

08:05-10:05

Cranial Nerves: I-VI

08:05 Imaging patterns of neuropathy

F. Pameijer, Utrecht/NL

08:20 Olfactory nerve and olfactory pathway

R. Maroldi, Brescia/IT

08:35 Optic nerve and pathway

T. Ferreira, Leiden/NL

08:50 Oculomotor, trochlear and abducens nerve

B. Kovacsovics, Linköping/SE

09:15 Trigeminal nerve

F. Pameijer, Utrecht/NL

09:45 Advanced imaging techniques for nerve imaging

B. Kennedy, Queensland/AU

10:05-10:30 Coffee Break

10:30-12:00

● Workshop 5: Cranial nerve palsy I-VI

T. Beale, London/UK; H. Eggesbo, Oslo/NO;

B. Kovacsovics, Linköping/SE; R. Maroldi, Brescia/IT;

S. Robinson, Vienna/AT; E. Vassallo, Imsida/MT

12:00-12:05 Room Change

12:05-12:35

● Q&A with the experts: Upper cranial nerve dysfunction

B. Kennedy, Queensland/AU; B. Kovacsovics, Linköping/SE;

R. Maroldi, Brescia/IT; F. Pameijer, Utrecht/NL; S. Qureshi, Sale/UK

12:35-13:30 Lunch Break

13:30-15:00

Cranial Nerves: VII-XII

13:30 Facial nerve

S. Robinson, Vienna/AT

13:50 Vestibulocochlear nerve

E. Vassallo, Imsida/MT

14:05 Jugular foramen: Glossopharyngeal, vagus, accessory nerve

T. Beale, London/UK

14:30 Hypoglossal nerve

H. Eggesbo, Oslo/NO

● 14:40 Clinicians warning: Beware of referred pain

J. Goswamy, G.M. Potter, Manchester/UK

15:00-15:25 Coffee Break

15:25-16:55

● **Workshop 6: Cranial nerve palsy VII-XII and referred pain**

*T. Beale, London/UK; H. Eggesbo, Oslo/NO;
B. Kovacovics, Linköping/SE; R. Maroldi, Brescia/IT;
S. Robinson, Vienna/AT; E. Vassallo, Imsida/MT*


16:55-17:00 Room Change

17:00-17:30

● **Q&A with the experts: Lower cranial nerve dysfunction**

*T. Beale, London/UK; H. Eggesbo, Oslo/NO;
J. Goswamy, Manchester/UK; G.M. Potter, Manchester/UK;
S. Qureshi, Sale/UK; S. Robinson, Vienna/AT; E. Vassallo, Imsida/MT*

- Anatomy review
- Inviting clinicians
- Workshops
- Q&A



Confirmation of attendance

Each participant who attends the live event (December 07-09) will receive the confirmation of attendance document [end of December 2023](#).

IMPORTANT: Due to UEMS regulations, attendees can only claim CME credits for the sessions that have actually been attended during the event. You will need to evaluate each session that you attended and would like to receive credits for on the event evaluation form. As part of this process participants' attendance will be monitored throughout the event.

UEMS CME accreditation

Persons who attend the live event (December 07-09) and who successfully evaluate the course will receive the UEMS CME certificate [end of December 2023](#).

UEMS CME evaluation deadline: **Sunday, December 17, 2023**

The ESHNR Masterclass in H&N radiology 2023, Leiden, Netherlands 07/12/2023 – 09/12/2023, has been accredited by the European Accreditation Council for Continuing Medical Education (EACCME®) with [22.5 European CME credits](#) (ECMEC®s). Each

medical specialist should claim only those hours of credit that he/she actually spent in the educational activity.

Through an agreement between the Union Européenne des Médecins Spécialistes and the American Medical Association, physicians may convert EACCME® credits to an equivalent number of AMA PRA Category 1 Credits™. Information on the process to convert EACCME® credit to AMA credit can be found at <https://edhub.ama-assn.org/pages/applications>.

Live educational activities, occurring outside of Canada, recognised by the UEMS-EACCME® for ECMEC®s are deemed to be Accredited Group Learning Activities (Section 1) as defined by the Maintenance of Certification Program of the Royal College of Physicians and Surgeons of Canada.

Please find below the breakdown of ECMEC®s per day:

07.12.2023 – 7.5 / 08.12.2023 – 7.5 / 09.12.2023 – 7.5

UEMS CME Evaluation Link:

<https://forms.gle/Khwypcm4fTYkugqf6>



Disclaimer/Liability

ESHNR cannot accept any liability for the acts of the suppliers to this meeting or the attendees' safety while travelling to or from the congress. All participants and accompanying persons are strongly advised to carry adequate travel and health insurance, as ESHNR cannot accept liability for accidents or injuries that may occur. ESHNR is not liable for personal injury and loss or damage of private property.

Potential conflict of interest disclosure

It is the policy of ESHNR to ensure balance, independence, objectivity, and scientific rigour in the programme. Knowledge of possible relationships with sponsors of any kind is mandatory in order to reinforce the educational and scientific message and to relieve any suspicion of bias.

Any potential conflict of interest involving the organising committee will be made known so that the audience may form their own judgements about the presentation with a full disclosure of the facts. It is for the audience to determine whether the presenter's external interest may reflect a possible bias in either the work carried out or the conclusions presented.

Potential conflict of interest disclosure of the Masterclass organiser:

Dr. Berit Verbist: To institution: Advanced Bionics, Cochlear

General Information

Course venue

Fletcher Wellness-Hotel Leiden
Bargelaan 180
2333 CW Leiden
The Netherlands

Organising secretariat

ESHNR – European Society of Head & Neck Radiology
Am Gestade 1
1010 Vienna, Austria
Phone: +43 1 5334064-918
Email: office@eshnr.eu

Registration desk & opening hours

In case of any questions, kindly consult the registration desk.
Staff persons will be happy to assist you between the following opening hours:

Thursday, December 07: 07:30-17:30

Friday, December 08: 07:30-17:30

Saturday, December 09: 07:30-17:30

Badges

You are kindly asked to wear your badge visible on the course grounds at all time. Otherwise no access can be granted to the lecture room, workshop rooms or coffee breaks.

Onsite payment

Onsite payment can only be made by credit card (Visa or Mastercard) or in cash (Euro). Please be informed that no other payment facilities such as debit cards, cheques, etc. will be accepted.

Internet/WIFI

SSID name: Fletcher Special

Security: WPA2

Password: 2017FLSf113

Conference language

The meeting will be held in English. No simultaneous translation will be offered.

Registration fee for delegates includes

- admittance to all lectures
- admittance to workshops
- short programme overview
- certificate of attendance
- coffee breaks
- Lunch breaks

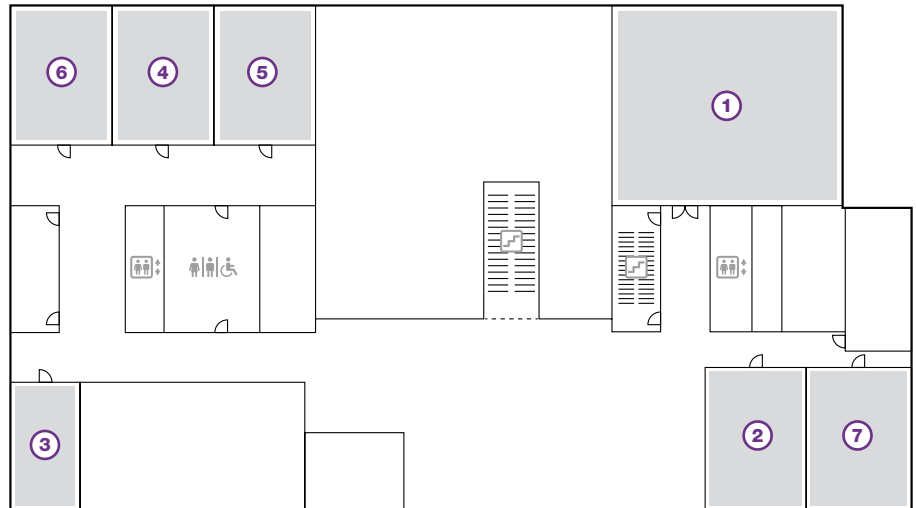
Floor plan/Rooms

During the Masterclass 2023, six meeting rooms will be available:

- **Leidsche Meesters** (Workshop Group A)
- **Pieter van Slingelandt** (Workshop Group B)
- **Jacob van Toorenvliet** (Workshop Group C)
- **Rembrandt van Rijn** (Workshop Group D)
- **Willem van de Velde** (Workshop Group E)
- December 07: **Jan Steen** (Workshop Group F)
December 08 and 09: **Godfried Schalcken** (Workshop Group F)

Leidsche Meesters will also be used as main lecture room.

Please check the workshop group information on your badge in order to find your way to the correct workshop room.



- | | |
|--------------------------|-----------------------|
| ① Leidsche Meesters | ⑤ Willem van de Velde |
| ② Pieter van Slingelandt | ⑥ Jan Steen |
| ③ Jacob van Toorenvliet | ⑦ Godfried Schalcken |
| ④ Rembrandt van Rijn | |

Mobile phones

Please do not forget to switch off your mobile phones before entering any of the lecture/workshop rooms.

Breaks

Complimentary coffee, tea and refreshments will be served to all delegates in the restaurant during the official coffee breaks. Lunch will be served to all delegates in the restaurant during the official lunch breaks.

Recording

Photo-, video- or audio-recording of any sessions or presentations is not allowed without the speaker's/organiser's prior written permission.

Future meeting desk

The future meeting desk offers you an overview of future meetings in the field of radiology and related disciplines, from all over the world. Feel free to contribute flyers and posters to promote your own meetings and courses.

Virtual congress bag

We are delighted to offer you the virtual congress bag.

Mark your calendar and save the dates!



Safety

The safety of all congress delegates and participants is of utmost importance to ESHNR. Security measures and precautions at the ESHNR Masterclass venue have been tightened to ensure maximum security for all attendees. Badges must be worn visibly on the course grounds at all time. ESHNR reserves the right for staff to check participants' identification upon admission to and/or inside the course venue. Participants may at any time be requested to present adequate proof of identity in the form of a passport, driver's license, national or military identification or student ID. Documents for the proof of identity must include a photograph and signature.

Contact

ESHNR Office

Am Gestade 1

1010 Vienna, Austria

Phone: +43 1 5334064-918 | Email: office@eshnr.eu



eshnr

ESHNR Mentoring Programme

new support initiative

*

one year mentoring programme

**ESHNR calls for mentors and mentees
and will match and introduce them**

Programme coordinators
Steve Connor, London/UK
Soraya Robinson, Vienna/AT

**Become a
mentee or
mentor**



www.eshnr.eu



eshnr



European Society of
Head and Neck Radiology

Save the
date!

ESHNR 2024

36th Annual Meeting and Refresher Course

September 12–14, 2024
Malmö, Sweden

www.eshnr.eu |  



ESHNR – European Society of Head & Neck Radiology

Am Gestade 1 | 1010 Vienna, Austria

Phone: +43 1 5334064-918

Email: office@eshnr.eu

www.eshnr.eu |  

The programme brochure is
subject to changes, printing
and type setting errors.